


**SRI CHAMUNDESWARI SUGARS LIMITED**


**I (a) Statement Showing Shareholding Pattern as per revised Clause 35(1)(a) of the Listing Agreement**

<b>Name of the Company</b>		<b>SRI CHAMUNDESWARI SUGARS LIMITED</b>	
<b>Scrip Code</b>		<b>40085 SRICHAMUSU</b>	
<b>Quarter ended</b>		<b>31-Mar-2015</b>	
<b>Partly paid -up shares :-</b>	<b>No. of partly paid up shares</b>	<b>As a % of total No. of partly Paid-up shares</b>	<b>As a % of total no of shares of the Company</b>
Held by promoter/promoters group	NA	NA	NA
Held by public	NA	NA	NA
<b>Total</b>	<b>NA</b>	<b>NA</b>	<b>NA</b>
<b>Out standing convertible securities</b>	<b>No of outstanding securities</b>	<b>As a % of total no of outstanding convertible securities</b>	<b>As a % of total no of shares of the Company,assuming full conversion of the vonvertible securities</b>
Held by promoter/promoter group	NA	NA	NA
Held by public	NA	NA	NA
<b>Total</b>	<b>NA</b>	<b>NA</b>	<b>NA</b>
<b>Warrants</b>	<b>No of warrants</b>	<b>As a % of total No.of warrants</b>	<b>As a % of total no of shares of the Company assuming full conversion of warrants</b>
Held by promoter/promoter group	NA	NA	NA
Held by public	NA	NA	NA
<b>Total</b>	<b>NA</b>	<b>NA</b>	<b>NA</b>
<b>Total paid-up capital of the company assuming full conversion of warrants and convertible securities</b>	<b>NA</b>	<b>NA</b>	<b>NA</b>





2

Category Code	Category of Shareholder	Number of Shareholders	Total number of shares	Number of shares held in dematerialised form	Total Shareholding as a percentage of total number of shares		Shares pledged or otherwise encumbered	
					As a % of(A+B) (VI)	As a% of (A+B+C) (VII)	No of Shares (VIII)	As a % (IX)
(I)	(II)	(III)	(IV)	(V)				
<b>(A)</b>	<b>Promoter and Promoter Group</b>							
<b>1</b>	<b>Indian</b>							
(a)	Individuals/HUF	4	29228	29228	0.12	0.12	5016	17.162
(b)	Central Government/State Government(s)	0	0	0	0	0	0	0
(c)	Bodies Corporate	7	18244551	18244551	74.607	74.607	2038828	11.175
(d)	Financial Institutions/banks	0	0	0	0	0	0	0
(e)	<b>Any Others (specify)</b>							
	Person Acting Concert	0	0	0	0	0	0	0
	Directors & their relatives	0	0	0	0	0	0	0
	Partnership Firms	0	0	0	0	0	0	0
	Reserve Bank of India	0	0	0	0	0	0	0
	Employees Welfare Fund	0	0	0	0	0	0	0
	ESOP/ESOS	0	0	0	0	0	0	0
	Trusts	0	0	0	0	0	0	0
	<b>Sub Total(A)(1)</b>	<b>11</b>	<b>18273779</b>	<b>18273779</b>	<b>74.727</b>	<b>74.727</b>	<b>2043844</b>	<b>11.185</b>
<b>2</b>	<b>Foreign</b>							
(a)	Individual(Non-Resident Individuals/Foreign Individuals)	0	0	0	0	0	0	0
(b)	Bodies Corporate	0	0	0	0	0	0	0
(c)	Institutions	0	0	0	0	0	0	0
(d)	Qualified Foreign Investor	0	0	0	0	0	0	0
(e)	<b>Any Others (specify)</b>							
	Directors & their relatives	0	0	0	0	0	0	0
	Partnership Firms	0	0	0	0	0	0	0
	Employees Welfare Fund	0	0	0	0	0	0	0
	ESOP/ESOS	0	0	0	0	0	0	0
	Trusts	0	0	0	0	0	0	0
	<b>Sub Total(A)(2)</b>	<b>0</b>	<b>0</b>	<b>0</b>	<b>0</b>	<b>0</b>	<b>0</b>	<b>0.000</b>
	<b>Total Shareholding of Promoter and Promoter Group (A)=[ A(1) + (A(2) ]</b>	<b>11</b>	<b>18273779</b>	<b>18273779</b>	<b>74.727</b>	<b>74.727</b>	<b>2043844</b>	<b>11.185</b>




Category Code	Category of Shareholder	Number of Shareholders	Total number of shares	Number of shares held in dematerialised form	Total Shareholding as a percentage of total number of shares		Shares pledged or otherwise encumbered	
					As a % of(A+B) (VI)	As a% of (A+B+C) (VII)	No of Shares (VIII)	As a % (IX)
(I)	(II)	(III)	(IV)	(V)				
<b>(B)</b>	<b>Public Shareholdings</b>						<b>NA</b>	<b>NA</b>
<b>1</b>	<b>Institutions</b>							
(a)	Mutual Funds/UTI	1	200	200	0.001	0.001	-	-
(b)	Financial Institutions/Banks	1	150	0	0.001	0.001	-	-
(c)	Central government/state Governments	0	0	0	0	0	-	-
(d)	Venture Capital Funds	0	0	0	0	0	-	-
(e)	Insurance Companies	1	133332	133332	0.545	0.545	-	-
(f)	Foreign Institutional Investors	0	0	0	0	0	-	-
(g)	Foreign venture Capital	0	0	0	0	0	-	-
(h)	Qualified Foreign Investor	0	0	0	0	0	-	-
(i)	<b>Any Others (specify)</b>							
	<b>Foreign Financial Institutions</b>							
	<b>TOTAL (FFI)</b>	<b>0</b>	<b>0</b>	<b>0</b>	<b>0</b>	<b>0</b>	-	-
	Foreign Mutual Funds	0	0	0	0	0	-	-
	Foreign Financial Institutions/ Banks	0	0	0	0	0	-	-
	Stressed Assets Stabilisation Fund	0	0	0	0	0	-	-
	State Finance Corporation	0	0	0	0	0	-	-
	<b>Sub-Total (B)(1)</b>	<b>3</b>	<b>133682</b>	<b>133532</b>	<b>0.547</b>	<b>0.547</b>	-	-
<b>2</b>	<b>Non Institutions</b>							
(a)	Bodies Corporate	35	4233280	4089433	17.311	17.311	-	-
(b)	Individuals							
	i) Individual Share-holders holding nominal share capital up to Rs. 1 lakh	6864	1201363	269371	4.913	4.913	-	-
	ii) Individual Share-holders holding nominal share capital in excess of Rs.1 lakh	8	588880	588880	2.408	2.408	-	-
(c)	Qualified Foreign Investor	0	0	0	0	0	-	-



*[Handwritten signature]*

(d)	Any Others (specify)							
	<b>Trusts</b>							
	<b>TOTAL (Trust)</b>	<b>0</b>	<b>0</b>	<b>0</b>	<b>0</b>	<b>0</b>	<b>-</b>	<b>-</b>
	Director & their relatives	6	8280	2693	0.034	0.034	-	-
	Foreign Nationals	0	0	0	0	0	-	-
	Escrow Account	0	0	0	0	0	-	-
	Market Maker	0	0	0	0	0	-	-
	Non Resident Indians	5	4198	2932	0.017	0.017	-	-
	O.C.Bs	0	0	0	0	0	-	-
	Societies	0	0	0	0	0	-	-
	Clearing Members	0	0	0	0	0	-	-
	Shares in Transit	0	0	0	0	0	-	-
	Hindu Undivided Families	22	10866	10866	0.044	0.044	-	-
	NRI/OCBs	0	0	0	0	0	-	-
	Foreign Corporate Bodies	0	0	0	0	0	-	-
	Partnership Firms	0	0	0	0	0	-	-
	Custodian of Enemy Property	0	0	0	0	0	-	-
	Foreign Collaborators	0	0	0	0	0	-	-
	ESOPs/ESOS/ESPS Employee shareholders	0	0	0	0	0	-	-
	<b>Sub-Total (B)(2)</b>	<b>6940</b>	<b>6046867</b>	<b>4964175</b>	<b>24.727</b>	<b>24.727</b>	<b>-</b>	<b>-</b>
	<b>Total Public Share- holding (B)=(B)(1)+(B)(2)</b>	<b>6943</b>	<b>6180549</b>	<b>5097707</b>	<b>25.274</b>	<b>25.274</b>	<b>-</b>	<b>-</b>
	<b>Sub-Total(A+B)</b>	<b>6954</b>	<b>24454328</b>	<b>23371486</b>	<b>100.000</b>	<b>100.000</b>	<b>-</b>	<b>-</b>
(C)	Shares held by Cust-dians & against which Depository Receipts have been issued	0	0	0	NA	0	-	-
1	Promoter and Promoter Group	NA	NA	NA	NA	NA	-	-
2	Public	0	0	0	NA	0	-	-
	<b>Grand Total [A + B + C]</b>	<b>6954</b>	<b>24454328</b>	<b>23371486</b>	<b>100.000</b>	<b>100.000</b>	<b>2043844</b>	<b>8.358</b>



*Handwritten signature*

**(I)(b) Statement Showing holding of securities (including shares,warrants,convertible securities)of Persons belonging to the category "Promoter and Promoter Group"**

Sr.No	Name of The Shareholder	Details of Shares Held		Encumbered shares(*)			Details of Warrants		Details of Convertible Securities		Total shares as % of diluted share Capital
		No.of Shares held	As a %of Grand Total(A+B+C)	No of Shares	As a Shares %	As a %of Grand Total(A+B+C)of sub-clause(I)(a)	number of warrants held	As a % Total no. of w.r.t of the same class	Number of convertible securities held	As a% total No.of convertible securities	
(I)	(II)	(III)	(IV)	(V)	(VI)	(VII)	(VIII)	(IX)	(X)	(XI)	(XII)
1	M Manickam	2669	0.011	0	0	0	-	-	-	-	-
2	M Balasubramaniam	2666	0.011	0	0	0	-	-	-	-	-
3	M Srinivaasan	21200	0.087	4500	21.226	0.018	-	-	-	-	-
4	CHAMUNDESWARI ENTERPRISES PRIVATI	4469066	18.275	0	0	0	-	-	-	-	-
5	SAKTHI FINANCE LIMITED	186666	0.763	0	0	0	-	-	-	-	-
6	N MAHALINGAM	2693	0.011	516	19.161	0.002	-	-	-	-	-
7	A B T LIMITED	1170208	4.785	438828	37.500	1.794	-	-	-	-	-
8	ABT INDUSTRIES LIMITED	7466666	30.533	0	0	0	-	-	-	-	-
9	SAKTHI SUGARS LTD	681146	2.785	0	0	0	-	-	-	-	-
10	SAKTHI BEVERAGES LIMITED	4266666	17.447	1600000	37.500	6.543	-	-	-	-	-
11	ABT FINANCE LIMITED	4133	0.017	0	0	0	-	-	-	-	-
	<b>TOTAL</b>	<b>18273779</b>	<b>74.726</b>	<b>2043844</b>	<b>11.185</b>	<b>8.358</b>	-	-	-	-	-

**(I)(c)(i)Statement Showing holding securities (including shares,warrants,convertible securities) of Persons belonging to the category "Public and holding more than 1% of the total number of shares"**

Sr.No	Name of The Shareholder	Number of Shares held	Shares as a percentage of Total number of shares (ie Grand Total (A)+(B)+(C).indicated in Statement at para(1)(a) above)	Details of Warrants		Details of Convertible Securities		Total shares as a% of diluted share capital
				No of Warrants Held	as a % total number of w.r.t of the same class	Number of convertible securities held	%w.r.t total No. of convertible securities of the same class	
				(VIII)	(IX)	(X)	(XI)	(XII)
1	SRI SANTHINI EXPORTS PRIVATE LIMITE	3533333	14.449	-	-	-	-	-
	<b>TOTAL</b>	<b>3533333</b>	<b>14.449</b>	-	-	-	-	-

*[Handwritten Signature]*


*[Circular Stamp: Computer Services Ltd., Bangalore]*

**(1)(c)(ii) Statement Showing holding of securities(shares,warrants,convertible securities)of person(together with PAC)belonging to the category "Public and holding more than 5% of the total number of shares of the company"**

Sr.No	Name of the Shareholder (s) and the persons Acting in Concert(PAC)with them	Number of Shares	Shares as a percentage of Total number of shares (ie Grand Total (A)+(B)+(C).indicated in Statement of para(1)(a) above)	Details of Warrants		Details of Convertible Securities		Total shares as a% of diluted share capital XII
				No of Warrants	as a%total number of w.r.t of the same class	Number of convertible securities held	%w.r.t total No. of convertible securities of the same class	
I	II	III	IV	(V)	(VI)	(VII)	(VIII)	(IX)
1	SRI SANTHINI EXPORTS PRIVATE LIMITE	3533333	14.449	-	-	-	-	-
	NA	NA	NA	NA	NA	NA	NA	NA

**(1)(d) Statement Showing details of locked-in-share**

Sr.No	Name of the Shareholder	Number of locked-in-shares	Locked-in-Shares as a Percentage of Total number of Shares (i.e. Grand Total (A)+(B)+(C).indicated in Statement of para(1)(a) above)	Promoter / Promoter Group / Public
	NA	NA	NA	NA

## (II)(a) Statement Showing details of Depository receipts (DRs)


Sr.No	Type of Outstanding DR(Adrs,GDRs,SDRs etc.,)	Number of Outstanding DRs	Number of Shares underlying Outstanding DRs	Shares underlying Outstanding DRs as a Percentage of Total number of Shares (i.e Grand Total (A)+(B)+(C).indicated in statement at para(1)(a)
	NA	NA	NA	NA

## (II)(b) Statement Showing Holding of Depository Receipts (DRs), where underlying shares are in excess of 1% of the total number of Shares

Sr.No	Name of the DR HolderType of Outstanding DR(ADRs,GDRs,SDRs etc.,)	Number of Shares Underlying Outstanding DRs	Shares underlying outstanding DRs as percentage of Total number of Shares(I.e. Grand Total (A)+(B)+(C). Indicated in statement at para(1)(a) above)
	NA	NA	NA


## (III)(a) Statement showing the voting pattern of shareholders,if more than one class of shares/securities is issued by the issuer

Category Code	Category of Shareholder	Number of Voting Rights Held in each class of securities			Total Voting Rights(III=IV+V)	Total Voting Rights i.e (VI)	
		Class X	Class Y	Class Z		As a % of (A+B)	As a % of (A+B+C)
(I)	(II)	(III)	(IV)	(V)	(VI)	(VII)	(VIII)
(A)	<b>Promoter and Promoter Group</b>	-	-	-	-	-	-
1	<b>Indian</b>	-	-	-	-	-	-
(a)	Individuals/HUF	-	-	-	-	-	-
(b)	Central Government/State Government(s)	-	-	-	-	-	-
(c)	Bodies Corporate	-	-	-	-	-	-
(d)	Financial Institutions/banks	-	-	-	-	-	-
(e)	<b>Any Other(specify)</b>	-	-	-	-	-	-
	Sub Total(A)(1)	-	-	-	-	-	-
2	<b>Foreign</b>	-	-	-	-	-	-
(a)	Individual(Non-Resident Individuals /Foreign Individuals)	-	-	-	-	-	-
(b)	Bodies Corporate	-	-	-	-	-	-
(c)	Institutions	-	-	-	-	-	-
(d)	<b>Any Other(specify)</b>	-	-	-	-	-	-
	Sub Total(A)(2)	-	-	-	-	-	-
(A)	<b>Total Shareholding of Promoter and Promoter Group (A)=(A)(1)+(A)+(2)</b>	-	-	-	-	-	-

(B)	<b>Public Shareholdings</b>	-	-	-	-	-	-
1	<b>Institutions</b>	-	-	-	-	-	-
(a)	Mutual Funds/UTI	-	-	-	-	-	-
(b)	Financial Institutions/Banks	-	-	-	-	-	-
(c)	Central Government /state Governments	-	-	-	-	-	-
(d)	Venture Capital funds	-	-	-	-	-	-
(e)	Insurance Companies	-	-	-	-	-	-
(f)	Foreign Institutional Investors	-	-	-	-	-	-
(g)	<b>Any Other(specify)</b>	-	-	-	-	-	-
	<b>Sub-Total (B)(1)</b>	-	-	-	-	-	-
2	<b>Non Institutions</b>	-	-	-	-	-	-
(a)	Bodies Corporate	-	-	-	-	-	-
(b)	Individuals	-	-	-	-	-	-
	(i) Individual Share-holders holding nominal share capital up to Rs. 1 lakh	-	-	-	-	-	-
	(ii) Individual Share-holders holding nominal share capital in excess of Rs.1 lakh	-	-	-	-	-	-
(c)	Qualified Foreign Investor	-	-	-	-	-	-
(d)	<b>Any Other (specify)</b>	-	-	-	-	-	-
	<b>Sub-Total (B)(2)</b>	-	-	-	-	-	-
	<b>Total Public Share- holding (B)=(B)(1)+(B)(2)</b>	-	-	-	-	-	-
	<b>Sub-Total(A+B)</b>	-	-	-	-	-	-
(c)	Shares held by Cust-dians & against which Depository Receipts have been issued	-	-	-	-	-	-
	<b>Grand Total (A)+(B)+(C)</b>	-	-	-	-	-	-

Place : Bangalore  
Date : 09-Apr-2015



*[Handwritten signature]*