


**SRI CHAMUNDESHWARI SUGARS LTD**

(a) Statement Showing Shareholding Pattern as per revised Clause 35(1)(a) of the Listing Agreement

Name of the Company		SRI CHAMUNDESHWARI SUGARS LTD	
Scrip Code		40085 (SRICHAMUSU)	
Quarter ended		December 31,2012	
Partly paid -up shares :-	No. of partly paid up shares	As a % of total No. of partly Paid-up shares	As a % of total no of shares of the comapnay
Held by promoter/promoters group	NA	NA	NA
Held by public	NA	NA	NA
Total	NA	NA	NA
Out standing convertible securities	No of outstanding securities	As a % of total no of outstanding convertible securities	As a % of total no of shares of the comapnay,assuming full conversion of the vonverible securities
Held by promoter/promoter group	NA	NA	NA
Held by public	NA	NA	NA
Total	NA	NA	NA
Warrants	No of warrants	As a % of total No.of warrants	As a % of total no of shares Of the company assuming full coversion of warrants
Held by promoter/promoter group	NA	NA	NA
Held by public	NA	NA	NA
Total	NA	NA	NA
Total paid-up capital of the company assuming full conversion of warrants and convertible securities	NA	NA	NA





Category Code	Category of Shareholder	Number of Shareholders	Total number of shares	Number of shares held in dematerialised form	Total Shareholding as a percentage of total number of shares		Shares pledged or otherwise encumbered	
					As a % of (A+B) (VI)	As a % of (A+B+C) (VII)	No of Shares (VIII)	As a % (IX)
(I)	(II)	(III)	(IV)	(V)	(VI)	(VII)	(VIII)	(IX)
(A)	<b>Promoter and Promoter Group</b>							
1	<b>Indian</b>							
(a)	Individuals/HUF	4	29228	29228	0.12	0.12	5016	17.162
(b)	Central Government/State Government(s)	0	0	0	0	0	0	
(c)	Bodies Corporate	7	18244551	18244551	74.607	74.607	2038828	11.175
(d)	Financial Institutions/banks	0	0	0	0	0	0	
(e)	Any Other(specify)							
	Person Acting Concert	0	0	0	0	0	0	
	Directors & their relatives	0	0	0	0	0		
	Partnership Firms	0	0	0	0	0		
	Reserve Bank of India	0	0	0	0	0		
	Employees Welfare Fund	0	0	0	0	0		
	ESOP/ESOS	0	0	0	0	0		
	Trusts	0	0	0	0	0		
	<b>Sub Total(A)(1)</b>	<b>11</b>	<b>18273779</b>	<b>18273779</b>	<b>74.726</b>	<b>74.726</b>	<b>2043844</b>	<b>11.185</b>
2	<b>Foreign</b>							
(a)	Individual(Non-Resident Individuals/Foreign Individuals)	0	0	0	0	0		
(b)	Bodies Corporate	0	0	0	0	0	0	
(c)	Institutions	0	0	0	0	0		
(d)	Qualified Foreign Investor							
(e)	Any Other(specify)							
	Directors & their relatives	0	0	0	0	0		
	Partnership Firms	0	0	0	0	0		
	Employees Welfare Fund	0	0	0	0	0		
	ESOP/ESOS	0	0	0	0	0		
	Trusts	0	0	0	0	0		
	<b>Sub Total(A)(2)</b>	<b>0</b>	<b>0</b>	<b>0</b>	<b>-</b>	<b>-</b>	<b>0</b>	
	<b>Total Shareholding of Promoter and Promoter Group</b>							
	<b>(A)=(A)(I)+(A)+(2)</b>	<b>11</b>	<b>18273779</b>	<b>18273779</b>	<b>74.726</b>	<b>74.726</b>	<b>2043844</b>	<b>11.185</b>




*[Handwritten signature]*



Category Code	Category of Shareholder	Number of Shareholders	Total number of shares	Number of shares held in dematerialised form	Total Shareholding as a percentage of total number of shares		Shares pledged or otherwise encumbered	
					As a % of (A+B) (VI)	As a % of (A+B+C) (VII)	No of Shares (VIII)	As a % (IX)
(I)	(II)	(III)	(IV)	(V)	(VI)	(VII)	(VIII)	(IX)
(B)	Public Shareholdings						NA	NA
1	Institutions							
(a)	Mutual Funds/UTI	1	200	200	0.001	0.001		
(b)	Financial Institutions/Banks	1	150	0	0.001	0.001		
(c)	Central government/state Governments	0	0	0	0	0		
(d)	Venture Capital funds	0	0	0	0	0		
(e)	Insurance Companies	1	133332	133332	0.545	0.545		
(f)	Foreign Institutional Investors	0	0	0	0	0		
(g)	Foreign venture Capital							
(h)	Qualified Foreign Investor							
(i)	Any Other (specify)							
	Foreign Financial Institutions							
	TOTAL	0	0	0	0	0		
	Foreign Mutual Funds	0	0	0	0	0		
	Foreign Financial Institutions/Banks	0	0	0	0	0		
	Stressed Assets Stabilisation Fund	0	0	0	0	0		
	State Finance Corporation	0	0	0	0	0		
	Sub-Total (B)(1)	3	133682	133532	0.547	0.547		
(2).	Non Institutions							
(a).	Bodies Corporate	36	4232846	4088942	17.309	17.309		
	Individuals							
(b)	i) Individual Share-holders holding nominal share capital up to Rs. 1 lakh	6904	1426098	234350	5.832	5.832		
	ii) Individual Share-holders holding nominal share capital in excess of Rs.1 lakh	7	365380	365380	1.494	1.494		
(c)	Qualified Foreign Investor							
(d)	Any Other (specify)							



	<b>Trusts</b>							
	<b>Total</b>	0	0	0	0	0		
	Director & their relatives	7	9616	4029	0.039	0.039		
	Foreign Nationals	0	0	0	0	0		
	Escrow Account	0	0	0	0	0		
	Market Maker	0	0	0	0	0		
	Non Resident Indians	6	4397	2665	0.018	0.018		
	O C Bs	0	0	0	0	0		
	Societies	0	0	0	0	0		
	Clearing Members	1	16	16				
	shares in transit	0	0	0	0	0		
	Hindu Undivided Families	21	8514	8514	0.035	0.035		
	<b>NRIs/OCBs</b>							
	Foreign Corporate Bodies	0	0	0	0	0		
	Partnership Firms	0	0	0	0	0		
	Custodian of Enemy Property	0	0	0	0	0		
	Foreign Collaborators	0	0	0	0	0		
	ESOPs/ESOS/ESPS Employee shareholders	0	0	0	0	0		
	<b>Sub-Total (B)(2)</b>	6982	6046867	4703896	24.727	24.727		
	Total Public Share- holding							
	<b>(B)=(B)(1)+(B)(2)</b>	6985	6180549	4837428	25.274	25.274		
	<b>Sub-Total(A+B)</b>	6996	24454328	23111207	100	100		
	Shares held by Cust-dians & against which Depository Receipts have been issued							
(C)		0	0	0	0	0		
1	Promoter and promoter Group	NA	NA	NA	NA	NA		
2	public	0	0	0	0	0		
	<b>Grand Total (A)+(B)+(C)</b>	6996	24454328	23111207	100	100	2043844	8.358





(I)(b) Statement Showing holding of securities (including shares,warrants,convertible securities)of Persons belonging to the category "Promoter and Promoter Group"											
Sr.No (1)	Name of The Shareholder (II)	Details of Shares Held		Encumbered shares(*)			Details of Warrants		Details of Convertible Securities		Total shares as % of diluted share Capital XII
		No.of Shares held (III)	As a %of Grand Total(A+B+C) (IV)	No (V)	As a Shares % (VI)	As a %of Grand Total(A+B+C)of sub-clause(I)(a) (VII)	number of warrants held (VIII)	As a % Total no. of w.r.t of the same class (DX)	Number of convertible securities held (X)	As a% total No.of convertible securities (XI)	
1	M Balasubramaniam	2666	0.011								
2	CHAMUNDESWARI ENTERPRISES PRIVATE LIMITED	4469066	18.275								
3	SAKTHI FINANCE LIMITED	186666	0.763								
4	N. MAHALINGAM	2693	0.011	516	19.161	0.002					
5	ABT INDUSTRIES LIMITED	7466666	30.533								
6	SAKTHI BEVERAGES LIMITED	4266666	17.447	1600000	37.5	6.543					
7	M Manickam	2669	0.011								
8	SAKTHI SUGARS LTD	681146	2.785								
9	ABT FINANCE LIMITED	4133	0.017								
10	M Srinivaasan	21200	0.087	4500	21.226	0.018					
11	A B T LIMITED	1170208	4.785	438828	37.5	1.794					
	<b>Total</b>	<b>18273779</b>	<b>74.726</b>	<b>2043844</b>	<b>11.185</b>	<b>8.358</b>					
(I)(C)(i)Statement Showing holding securities (including shares,warrants,convertible securities) of Persons belonging to the category "Public and holding more than 1% of the total number of shares"											
sr.no	Name of The Shareholder	Number of Shares held	Shares as a percentage of Total number of shares (ie Grand Total (A)+(B)+(C).indicated in Statement at para(1)(a) above)	Details of Warrants		Details of convertible securities		Total shares as a% of diluted share capital (XII)			
				No of Warrants Held (VIII)	as a%total number of w.r.t of the same class (IX)	Number of convertible securities held (X)	%w.r.t total No. of convertible securities of the same class (XI)				
1	SRI SANTHINI EXPORTS PRIVATE LIMITE	3533333	14.449								
	<b>Total</b>	<b>3533333</b>	<b>14.449</b>								

6

(I)(ii) Statement Showing holding of securities (shares, warrants, convertible securities) of person (together with PAC) belonging to the category "Public and holding more than 5% of the total number of shares of the company"								
Sr.no	Name of the Shareholder (s) and the persons Acting in Concert (PAC) with them	Number of Shares	Shares as a percentage of Total number of shares (ie Grand Total (A)+(B)+(C).indicated in Statement of para(1)(a) above)	Details of Warrants		Details of convertible securities		Total shares as a% of diluted share capital XII
				No of Warrants	as a% total number of w.r.t of the same class	No of convertible securities held	%w.r.t total No. of convertible securities of the same class	
	SRI SANTHINI EXPORTS PRIVATE LIMITE	3533333	14.449					
1	NA	NA	NA	NA	NA	NA	NA	NA
(1)(d) Statement Showing details of locked-in-share								
Sr.No	Name of the Shareholder	Number of locked-in-shares	Locked-in-Shares as a Percentage of Total number of Shares (I.e. Grand Total (a)+(B)+(C).indicated in Statement of para(1)(a) above)	Promoter/Promoter Group/Public				
		NA						

(II)(a) Statement Showing details of Depository receipts (DRs)							
Sr.No.	Type of Outstanding DR(Adrs,GDRs,SDRs etc.,)	Number of Outstanding DRs	Number of Shares underlying Outstanding DRs	Shares underlying Outstanding DRs as a Percentage of Total number of Shares (i.e Grand Total (A)+(B)+(C).indicated in statement at para(1)(a)			
			NA				
(II)(b) Statement Showing Holding of Depository Receipts (DRs), where underlying shares are in excess of 1% of the total number of Shares							
Sr.No.	Name of the DR HolderType of Outstanding DR(ADRs,GDRs,SDRs etc.,	Number of Shares Underlying Outstanding DRs	Shares underlying outstanding DRs as percentage of Total number of Shares(i.e. Grand Total (A)+(B)+(C). Indicated in statement at para(1)(a) above)				
		NA					
(III)(a)Statement showing the voting pattern of shareholders,if more than one class of shares/securities is issued by the issuer							
Category Code	category of shareholder	Number of Voting Rights Held in each class of securities			Total Voting Rights(III=IV+V)	Total Voting Rights i.e(VI)	
		Class X (III)	Class Y (IV)	Class Z (V)		As a % of (A+B) (VII)	As a % of (A+B+C) (VIII)
(A)	Promoter and Promoter Group						
1	Indian						
(a)	Individuals/HUF						
(b)	Central Government/State Government(s)						
(c)	Bodies Corporate						
(d)	Financial Institutions/banks						
(e)	Any Other(specify)						
	Sub Total(A)(1)						
2	Foreign						
(a)	Individual(Non-Resident Individuals /Foreign Individuals)						



(b)	Bodies Corporate								
(c)	Institutions								
(e)	Any Other(specify)								
	<b>Sub Total(A)(2)</b>								
	<b>Total Shareholding of Promoter and Promoter Group</b>								
(A)	<b>(A)=(A)(1)+(A)(2)</b>								
(B)	<b>Public Shareholdings</b>								
1	<b>Institutions</b>								
(a)	Mutual Funds/UTI								
(b)	Financial Institutions/Banks								
(c)	Central Government /state								
(d)	Venture Capital funds								
(e)	Insurance Companies								
(f)	Foreign Institutional Investors								
(g)	Any Other(specify)								
	<b>Sub-Total (B)(1)</b>								
2	<b>Non Institutions</b>								
(a)	Bodies Corporate								
	Individuals i) Individual Share-holders holding nominal share capital up to Rs. 1 lakh								
(b)	ii) Individual Share-holders holding nominal share capital in excess of Rs.1 lakh								
(c)	Qualified Foreign Investor								
(d)	Any Other (specify)								
	<b>Sub-Total (B)(2)</b>								
	<b>Total Public Share- holding</b>								
	<b>(B)=(B)(1)+(B)(2)</b>								
	<b>Sub-Total(A+B)</b>								
(c)	Shares held by Cust-dians & against which Depository Receipts have been issued								
	<b>Grand Total (A)+(B)+(C)</b>								
Place:	Bangalore								
Date	07-Jan-13								

