




SRI CHAMUNDESHWARI SUGARS LTD

I (a) Statement Showing Shareholding Pattern as per revised Clause 35(1)(a) of the Listing Agreement

SRI CHAMUNDESHWARI SUGARS LTD			
Name of the Company		SRI CHAMUNDESHWARI SUGARS LTD	
Scrip Code		40085 (SRICHAMUSU)	
Quarter ended		September 30,2014	
Partly paid -up shares :-	No. of partly paid up shares	As a % of total No. of partly Paid-up shares	As a % of total no of shares of the comapnay
Held by promoter/promoters group	NA	NA	NA
Held by public	NA	NA	NA
Total	NA	NA	NA
Out standing convertible securities	No of outstanding securities	As a % of total no of outstanding convertible securities	As a % of total no of shares of the comapnay,assuming full conversion of the vonvertible securities
Held by promoter/promoter group	NA	NA	NA
Held by public	NA	NA	NA
Total	NA	NA	NA
Warrants	No of warrants	As a % of total No.of warrants	As a % of total no of shares Of the company assuming full coversion of warrants
Held by promoter/promoter group	NA	NA	NA
Held by public	NA	NA	NA
Total	NA	NA	NA
Total paid-up capital of the company assuming full conversion of warrants and convertible securities	NA	NA	NA





Category Code	Category of Shareholder	Number of Share-holders	Total number of shares	Number of shares held in dematerialised form	Total Shareholding as a percentage of total number of shares		Shares pledged or otherwise encumbered	
					As a % of(A+B) (VI)	As a% of (A+B+C) (VII)	No of Shares (VIII)	As a % (IX)
(I)	(II)	(III)	(IV)	(V)				
(A)	Promoter and Promoter Group							
1	Indian							
(a)	Individuals/HUF	4	29228	29228	0.12	0.12	5016	17.162
(b)	Central Government/State Government(s)	0	0	0	0	0	0	
(c)	Bodies Corporate	7	18244551	18244551	74.607	74.607	2038828	11.175
(d)	Financial Institutions/banks	0	0	0	0	0	0	
(e)	Any Other(specify)							
	Person Acting Concert	0	0	0	0	0	0	
	Directors & their relatives	0	0	0	0	0		
	Partnership Firms	0	0	0	0	0		
	Reserve Bank of India	0	0	0	0	0		
	Employees Welfare Fund	0	0	0	0	0		
	ESOP/ESOS	0	0	0	0	0		
	Trusts	0	0	0	0	0		
	Sub Total(A)(1)	11	18273779	18273779	74.726	74.726	2043844	11.185
2	Foreign							
(a)	Individual(Non-Resident Individuals/Foreign Individuals)	0	0	0	0	0		
(b)	Bodies Corporate	0	0	0	0	0	0	
c	Institutions	0	0	0	0	0		
d	Qualified Foreign Investor							
(e)	Any Other(specify)							
	Directors & their relatives	0	0	0	0	0		
	Partnership Firms	0	0	0	0	0		
	Employees Welfare Fund	0	0	0	0	0		
	ESOP/ESOS	0	0	0	0	0		
	Trusts	0	0	0	0	0		
	Sub Total(A)(2)	0	0	0	0	0	0	
	Total Shareholding of Promoter and Promoter Group (A)=(A)(1)+(A)(2)	11	18273779	18273779	74.726	74.726	2043844	11.185




Handwritten signature or initials.

Category Code	Category of Shareholder	Number of Shareholders	Total number of shares	Number of shares held in dematerialised form	Total Shareholding as a percentage of total number of shares		Shares pledged or otherwise encumbered	
					As a % of(A+B) (VI)	As a% of (A+B+C) (VII)	No of Shares (VIII)	As a % (IX)
(I)	(II)	(III)	(IV)	(V)			(VIII)	(IX)
(B)	Public Shareholdings						NA	NA
1	Institutions							
(a)	Mutual Funds/UTI	1	200	200	0.001	0.001		
(b)	Financial Institutions/Banks	1	150	0	0.001	0.001		
(c)	Central government/state Governments	0	0	0	0	0		
(d)	Venture Capitalfunds	0	0	0	0	0		
(e)	Insurance Companies	1	133332	133332	0.545	0.545		
(f)	Foreign Institutional Investors	0	0	0	0	0		
(g)	Foreign venture Capital							
(h)	Qualified Foreign Investor							
(i)	Any Other (specify)							
	Foreign Financial Institutions							
	TOTAL	0	0	0	0	0		
	Foreign Mutual Funds	0	0	0	0	0		
	Foreign Financial Institutions/ Banks	0	0	0	0	0		
	Stressed Assets Stabilisation Fund	0	0	0	0	0		
	State Finance Corporation	0	0	0	0	0		
	Sub-Total (B)(1)	3	133682	133532	0.547	0.547		
(2).	Non Institutions							
(a).	Bodies Corporate	37	4232923	4089076	17.31	17.31		
	Individuals							
(b)	i) Individual Share-holders holding nominal share capital up to Rs. 1 lakh	6865	1201934	262799	4.915	4.915		
	ii) Individual Share-holders holding nominal share capital in excess of Rs.1 lakh	9	588880	495546	2.408	2.408		
(c)	Qualified Foreign Investor	0	0	0	0	0		



[Handwritten signature]

(d)	Any Other (specify)							
	Trusts							
	Total	0	0	0	0	0		
	Director & their relatives	6	8280	2693	0.034	0.034		
	Foreign Nationals	0	0	0	0	0		
	Escrow Account	0	0	0	0	0		
	Market Maker	0	0	0	0	0		
	Non Resident Indians	5	4198	2932	0.017	0.017		
	O C Bs	0	0	0	0	0		
	Societies	0	0	0	0	0		
	Clearing Members	1	300	300	0.001	0.001		
	shares in transit	0	0	0	0	0		
	Hindu Undivided Families	20	10352	10352	0.042	0.042		
	NRIs/OCBs							
	Foreign Corporate Bodies	0	0	0	0	0		
	Partnership Firms	0	0	0	0	0		
	Custodian of Enemy Property	0	0	0	0	0		
	Foreign Collaborators	0	0	0	0	0		
	ESOPs/ESOS/ESPS Employee shareholders	0	0	0	0	0		
	Sub-Total (B)(2)	6943	6046867	4863698	24.727	24.727		
	Total Public Share- holding (B)=(B)(1)+(B)(2)	6946	6180549	4997230	25.274	25.274		
	Sub-Total(A+B)	6957	24454328	23271009	100	100		
(C)	Shares held by Cust-dians & against which Depository Receipts have been issued	0	0	0	0	0		
1	Promoter and promoter Group	NA	NA	NA	NA	NA		
2	public	0	0	0	0	0		
	Grand Total (A)+(B)+(C)	6957	24454328	23271009	100	100	2043844	8.358



(I)(b) Statement Showing holding of securities (including shares,warrants,convertible securities)of Persons belonging to the category "Promoter and Promoter Group"											
Sr.No (1)	Name of The Shareholder (II)	Details of Shares Held		Encumbered shares(*)			Details of Warrants		Details of Convertible Securities		Total shares as % of diluted share Capital XII
		No.of Shares held (III)	As a %of Grand Total(A+B+C) (IV)	No (V)	As a Shares % (VI)	As a %of Grand Total(A+B+C)of sub-clause(I)(a) (VII)	number of warrants held (VIII)	As a % Total no. of w.r.t of the same class (IX)	Number of convertible securities held (X)	As a% total No.of convertibl e.securitie s (XI)	
1	M Manickam	2669	0.011								
2	M Balasubramaniam	2666	0.011								
3	M Srinivaasan	21200	0.087	4500	21.226	0.018					
4	CHAMUNDESWARI ENTERPRISES PRIVATE LTD	4469066	18.275								
5	SAKTHI FINANCE LIMITED	186666	0.763								
6	N MAHALINGAM	2693	0.011	516	19.1608	0.002					
7	A B T LIMITED	1170208	4.785	438828	37.5	1.794					
8	ABT INDUSTRIES LIMITED	7466666	30.533								
9	SAKTHI SUGARS LTD	681146	2.785								
10	SAKTHI BEVERAGES LIMITED	4266666	17.447	1600000	37.5	6.543					
11	ABT FINANCE LIMITED	4133	0.017								
	Total	18273779	74.726	2043844	11.185	8.358					
(I)(C)(i)Statement Showing holding securities (including shares,warrants,convertible securities) of Persons belonging to the category "Public and holding more than 1% of the total number of shares"											
sr.no	Name of The Shareholder	Number of Shares held	Shares as a percentage of Total number of shares (ie Grand Total (A)+(B)+(C).indicated in Statement at para(1)(a) above)	Details of Warrants		Details of convertible securities		Total shares as a% of diluted share capital (XII)			
				No of Warrants Held (VIII)	as a%total number of w.r.t of the same class (IX)	Number of convertible securities held (X)	%w.r.t total No. of convertibl e securities of the same class (XI)				
1	SRI SANTHINI EXPORTS PRIVATE LIMITED	3533333	14.449								
	Total	3533333	14.449								



(I)©(ii) Statement Showing holding of securities(shares,warrants,convertible securities)of person(together with PAC)belonging to the category"Public and holding more than 5% of the total number of shares of the company"

Sr.no	Name of the Shareholder (s) and the persons Acting in Concert(PAC)with them	Number of Shares	Shares as a percentage of Total number of shares (ie Grand Total (A)+(B)+(C).indicated in Statement of para(1)(a) above)	Details of Warrants		Details of convertible securities		Total shares as a% of diluted share capital XII
				No of Warrants	as a%total number of w.r.t of the same class	No of convertible securities held	%w.r.t total No. of convertible securities of the same class	
1	SRI SANTHINI EXPORTS PRIVATE LIMITED	3533333	14.449					
	NA	NA	NA	NA	NA	NA	NA	NA


(1)(d) Statement Showing details of locked-in-share

Sr.No	Name of the Shareholder	Number of locked-in-shares	Locked-in-Shares as a Percentage of Total number of Shares (i.e. Grand Total (a)+(B)+(C).indicated in Statement of para(1)(a) above)	Promoter / Promoter Group / Public
		NA		


(II)(a) Statement Showing details of Depository receipts (DRs)

Sr.No.	Type of Outstanding DR(Adrs,GDRs,SDRs etc.)	Number of Outstanding DRs	Number of Shares underlying Outstanding DRs	Shares underlying Outstanding DRs as a Percentage of Total number of Shares (i.e Grand Total (A)+(B)+(C).indicated in statement at para(1)(a)
			NA	


[Handwritten Signature]



(II)(b) Statement Showing Holding of Depository Receipts (DRs), where underlying shares are in excess of 1% of the total number of Shares							
Sr.No.	Name of the DR Holder Type of Outstanding DR (ADRs, GDRs, SDRs etc.,)	Number of Shares Underlying Outstanding DRs			Shares underlying outstanding DRs as percentage of Total number of Shares (i.e. Grand Total (A)+(B)+(C). Indicated in statement at para(1)(a) above)		
		NA					
(III)(a) Statement showing the voting pattern of shareholders, if more than one class of shares/securities is issued by the issuer							
Category Code	category of shareholder	Number of Voting Rights Held in each class of securities			Total Voting Rights (III=IV+V)	Total Voting Rights i.e (VI)	
		Class X (III)	Class Y (IV)	Class Z (V)		As a % of (A+B) (VII)	As a % of (A+B+C) (VIII)
(A)	Promoter and Promoter Group						
1	Indian						
(a)	Individuals/HUF						
(b)	Central Government/State Government(s)						
(c)	Bodies Corporate						
(d)	Financial Institutions/banks						
(e)	Any Other (specify)						
	Sub Total(A)(1)						
2	Foreign						
(a)	Individual (Non-Resident Individuals /Foreign Individuals)						
(b)	Bodies Corporate						
(c)	Institutions						
(e)	Any Other (specify)						
	Sub Total(A)(2)						
(A)	Total Shareholding of Promoter and Promoter Group						
	(A)=(A)(1)+(A)(2)						

(B)	Public Shareholdings								
1	Institutions								
(a)	Mutual Funds/UTI								
(b)	Financial Institutions/Banks								
(c)	Central Government /state								
(d)	Venture Capital funds								
(e)	Insurance Companies								
(f)	Foreign Institutional Investors								
(g)	Any Other(specify)								
	Sub-Total (B)(1)								
2	Non Institutions								
(a)	Bodies Corporate								
	Individuals I) Individual Share- holders holding nominal share capital up to Rs. 1 lakh								
(b)	ii) Individual Share-holders holding nominal share capital in excess of Rs.1 lakh								
(c)	Qualified Foreign Investor								
(d)	Any Other (specify)								
	Sub-Total (B)(2)								
	Total Public Share- holding (B)=(B)(1)+(B)(2)								
	Sub-Total(A+B)								
(c)	Shares held by Cust-dians & against which Depository Receipts have been issued								
	Grand Total (A)+(B)+(C)								
Place:	Bangalore								
Date	11-Oct-14								



[Handwritten signature]