


1

**SRI CHAMUNDESHWARI SUGARS LTD**


**I (a) Statement Showing Shareholding Pattern as per revised Clause 35(1)(a) of the Listing Agreement**

Name of the Company		SRI CHAMUNDESHWARI SUGARS LTD	
Scrip Code		40085 (SRICHAMUSU)	
Quarter ended		September 30, 2013	
Partly paid -up shares :-	No. of partly paid up shares	As a % of total No. of partly Paid-up shares	As a % of total no of shares of the comapnay
Held by promoter/promoters group	NA	NA	NA
Held by public	NA	NA	NA
Total	NA	NA	NA
Out standing convertible securities	No of outstanding securities	As a % of total no of outstanding convertible securities	As a % of total no of shares of the comapnay, assuming full conversion of the vonvertible securities
Held by promoter/promoter group	NA	NA	NA
Held by public	NA	NA	NA
Total	NA	NA	NA
Warrants	No of warrants	As a % of total No. of warrants	As a % of total no of shares Of the company assuming full coversion of warrants
Held by promoter/promoter group	NA	NA	NA
Held by public	NA	NA	NA
Total	NA	NA	NA
Total paid-up capital of the company assuming full conversion of warrants and convertible securities	NA	NA	NA




A handwritten signature in black ink, consisting of a stylized, cursive script. The signature is located below the stamp and to the left of the bottom edge of the table.


Category Code	Category of Shareholder	Number of Share-holders	Total number of shares	Number of shares held in dematerialised form	Total Shareholding as a percentage of total number of shares		Shares pledged or otherwise encumbered	
					As a % of(A+B) (VI)	As a % of (A+B+C) (VII)	No of Shares (VIII)	As a % (IX)
(I)	(II)	(III)	(IV)	(V)	(VI)	(VII)	(VIII)	(IX)
<b>(A)</b>	<b>Promoter and Promoter Group</b>							
<b>1</b>	<b>Indian</b>							
(a)	Individuals/HUF	4	29228	29228	0.12	0.12	5016	17.162
	Central Government/State Government(s)	0	0	0	0	0	0	
(c)	Bodies Corporate	7	18244551	18244551	74.607	74.607	2038828	11.175
(d)	Financial Institutions/banks	0	0	0	0	0	0	
(e)	Any Other(specify)							
	Person Acting Concert	0	0	0	0	0	0	
	Directors & their relatives	0	0	0	0	0		
	Partnership Firms	0	0	0	0	0		
	Reserve Bank of India	0	0	0	0	0		
	Employees Welfare Fund	0	0	0	0	0		
	ESOP/ESOS	0	0	0	0	0		
	Trusts	0	0	0	0	0		
	<b>Sub Total(A)(1)</b>	<b>11</b>	<b>18273779</b>	<b>18273779</b>	<b>74.726</b>	<b>74.726</b>	<b>2043844</b>	<b>11.185</b>
<b>2</b>	<b>Foreign</b>							
	<b>Individual(Non-Resident</b>							
(a)	Individuals/Foreign Individuals)	0	0	0	0	0		
(b)	Bodies Corporate	0	0	0	0	0	0	
c	Institutions	0	0	0	0	0		
d	Qualified Foreign Investor							
(e)	Any Other(specify)							
	Directors & their relatives	0	0	0	0	0		
	Partnership Firms	0	0	0	0	0		
	Employees Welfare Fund	0	0	0	0	0		
	ESOP/ESOS	0	0	0	0	0		
	Trusts	0	0	0	0	0		
	<b>Sub Total(A)(2)</b>	<b>0</b>	<b>0</b>	<b>0</b>	<b>0</b>	<b>0</b>	<b>0</b>	
	<b>Total Shareholding of Promoter and Promoter Group</b>							
	<b>(A)=(A)(1)+(A)(2)</b>	<b>11</b>	<b>18273779</b>	<b>18273779</b>	<b>74.726</b>	<b>74.726</b>	<b>2043844</b>	<b>11.185</b>



Category Code	Category of Shareholder	Number of Shareholders	Total number of shares	Number of shares held in dematerialised form	Total Shareholding as a percentage of total number of shares		Shares pledged or otherwise encumbered	
					As a % of (A+B) (VI)	As a % of (A+B+C) (VII)	No of Shares (VIII)	As a % (IX)
(I)	(II)	(III)	(IV)	(V)	(VI)	(VII)	(VIII)	(IX)
<b>(B)</b>	<b>Public Shareholdings</b>						NA	NA
<b>1</b>	<b>Institutions</b>							
(a)	Mutual Funds/UTI	1	200	200	0.001	0.001		
(b)	Financial Institutions/Banks	1	150	0	0.001	0.001		
(c)	Central government/state Governments	0	0	0	0	0		
(d)	Venture Capital funds	0	0	0	0	0		
(e)	Insurance Companies	1	133332	133332	0.545	0.545		
(f)	Foreign Institutional Investors	0	0	0	0	0		
(g)	Foreign venture Capital							
(h)	Qualified Foreign Investor							
(i)	<b>Any Other (specify)</b>							
	Foreign Financial Institutions							
	<b>TOTAL</b>	0	0	0	0	0		
	Foreign Mutual Funds	0	0	0	0	0		
	Foreign Financial Institutions/Banks	0	0	0	0	0		
	Stressed Assets Stabilisation Fund	0	0	0	0	0		
	State Finance Corporation	0	0	0	0	0		
	<b>Sub-Total (B)(1)</b>	3	133682	133532	0.547	0.547		
(2)	<b>Non Institutions</b>							
(a)	Bodies Corporate	35	4232295	4088391	17.307	17.307		
	<b>Individuals</b>							
	i) Individual Share-holders holding nominal share capital up to Rs. 1 lakh	6891	1426025	248746	5.831	5.831		
	ii) Individual Share-holders holding nominal share capital in excess of Rs.1 lakh	7	366633	366633	1.499	1.499		
(c)	Qualified Foreign Investor	0	0	0	0	0		



(d)	Any Other (specify)							
	Trusts							
	Total	0	0	0	0	0		
	Director & their relatives	7	9616	4029	0.039	0.039		
	Foreign Nationals	0	0	0	0	0		
	Escrow Account	0	0	0	0	0		
	Market Maker	0	0	0	0	0		
	Non Resident Indians	5	3864	2132	0.016	0.016		
	O C Bs	0	0	0	0	0		
	Societies	0	0	0	0	0		
	Clearing Members	0	0	0	0	0		
	shares in transit	0	0	0	0	0		
	Hindu Undivided Families	20	8434	8434	0.034	0.034		
	NRIs/OCBs							
	Foreign Corporate Bodies	0	0	0	0	0		
	Partnership Firms	0	0	0	0	0		
	Custodian of Enemy Property	0	0	0	0	0		
	Foreign Collaborators	0	0	0	0	0		
	ESOPs/ESOS/ESPS Employee shareholders	0	0	0	0	0		
	Sub-Total (B)(2)	6965	6046867	4718365	24.727	24.727		
	Total Public Share- holding (B)=(B)(1)+(B)(2)	6968	6180549	4851897	25.274	25.274		
	Sub-Total(A+B)	6979	24454328	23125676	100	100		
	Shares held by Cust-dians & against which Depository Receipts have been issued	0	0	0	0	0		
(C)								
1	Promoter and promoter Group	NA	NA	NA	NA	NA		
2	public	0	0	0	0	0		
	Grand Total (A)+(B)+(C)	6979	24454328	23125676	100	100	2043844	8.358




*[Handwritten signature]*

## (I)(b) Statement Showing holding of securities (including shares,warrants,convertible securities)of Persons belonging to the category "Promoter and Promoter Group"

Sr.No (1)	Name of The Shareholder (II)	Details of Shares Held		Encumbered shares(*)		Details of Warrants		Details of Convertible Securities		Total shares as % of diluted share Capital XII
		No.of Shares held (III)	As a %of Grand Total(A+B+C) (IV)	No (V)	As a Shares % (VI)	As a %of Grand Total(A+B+C)of sub-clause(I)(a) (VII)	number of warrants held (VIII)	As a % Total no. of w.r.t of the same class (IX)	Number of convertible securities held (X)	
1	M Manickam	2669	0.011							
2	M Balasubramaniam	2666	0.011							
3	M Srinivaasan	21200	0.087	4500	21.226	0.018				
	CHAMUNDESWARI									
4	ENTERPRISES PRIVATE LTD	4469066	18.275							
5	SAKTHI FINANCE LIMITED	186666	0.763							
6	N MAHALINGAM	2693	0.011	516	19.161	0.002				
7	A B T LIMITED	1170208	4.785	438828	37.5	1.794				
8	ABT INDUSTRIES LIMITED	7466666	30.533							
9	SAKTHI SUGARS LTD	681146	2.785							
10	SAKTHI BEVERAGES LIMITED	4266666	17.447	1600000	37.5	6.543				
11	ABT FINANCE LIMITED	4133	0.017							
	Total	18273779	74.726	2043844	11.185	8.358				

## (I)(C)(i)Statement Showing holding securities (including shares,warrants,convertible securities) of Persons belonging to the category "Public and holding more than 1% of the total number of shares"

sr.no	Name of The Shareholder	Number of Shares held	Shares as a percentage of Total number of shares (ie Grand Total (A)+(B)+(C).indicated in para(1)(a) above)	Details of Warrants		Details of convertible securities		Total shares as a% of diluted share capital (XII)
				No of Warrants Held (VIII)	as a%total number of w.r.t of the same class (IX)	Number of convertible securities held (X)	%w.r.t total No. of convertible securities of the same class (XI)	
1	SRI SANTHINI EXPORTS PRIVATE LIMITED	3533333	14.449					
	Total	3533333	14.449					




(I)©(ii) Statement Showing holding of securities(shares,warrants,convertible securities)of person(together with PAC)belonging to the category"Public and holding more than 5% of the total number of shares of the company"


Sr.no	Name of the Shareholder (s) and the persons Acting in Concert(PAC)with them	Number of Shares	Shares as a percentage of Total number of shares (ie Grand Total (A)+(B)+(C).indicated in Statement of para(1)(a) above)	Details of Warrants		Details of convertible securities		Total shares as a% of diluted share capital XII
				No of Warrants	as a%total number of w.r.t of the same class	No of convertible securities held	%w.r.t total No. of convertible securities of the same class	
1	SRI SANTHINI EXPORTS PRIVATE LIMITED NA	3533333 NA	14.449 NA	NA	NA	NA	NA	NA

(1)(d) Statement Showing details of locked-in-share


Sr.No	Name of the Shareholder	Number of locked-in-shares	Locked-in-Shares as a Percentage of Total number of Shares (I.e. Grand Total (a)+(B)+(C).indicated in Statement of para(1)(a) above)	Promoter / Promoter Group / Public
		NA		



<b>(II)(a) Statement Showing details of Depository receipts (DRs)</b>							
Sr.No.	Type of Outstanding DR(Adrs,GDRs,SDRs etc.,)	Number of Outstanding DRs	Number of Shares underlying Outstanding DRs	Shares underlying Outstanding DRs as a Percentage of Total number of Shares (i.e Grand Total (A)+(B)+(C).indicated in statement at para(1)(a)			
			NA				
<b>(II)(b) Statement Showing Holding of Depository Receipts (DRs), where underlying shares are in excess of 1% of the total number of Shares</b>							
Sr.No.	Name of the DR HolderType of Outstanding DR(ADRs,GDRs,SDRs etc.,)	Number of Shares Underlying Outstanding DRs	Shares underlying outstanding DRs as percentage of Total number of Shares(I.e. Grand Total (A)+(B)+(C). Indicated in statement at para(1)(a) above)				
		NA					
<b>(III)(a) Statement showing the voting pattern of shareholders,if more than one class of shares/securities is issued by the issuer</b>							
Category Code	category of shareholder	Number of Voting Rights Held in each class of securities			Total Voting Rights(III=IV+V)	Total Voting Rights i.e(VI)	
(I)	II	Class X (III)	Class Y (IV)	Class Z (V)	(VI)	As a % of (A+B) (VII)	As a % of (A+B+C) (VIII)
(A)	<b>Promoter and Promoter Group</b>						
1	<b>Indian</b>						
(a)	Individuals/HUF						
(b)	Central Government/State Government(s)						
(c)	Bodies Corporate						
(d)	Financial Institutions/banks						
(e)	Any Other(specify)						
	Sub Total(A)(1)						
2	<b>Foreign</b>						
(a)	Individual(Non-Resident Individuals /Foreign Individuals)						
(b)	Bodies Corporate						
(c)	Institutions						
(e)	Any Other(specify)						
	Sub Total(A)(2)						
	<b>Total Shareholding of Promoter and Promoter Group</b>						
(A)	<b>(A)=(A)(1)+(A)(2)</b>						



(B)	<b>Public Shareholdings</b>								
1	<b>Institutions</b>								
(a)	Mutual Funds/UTI								
(b)	Financial Institutions/Banks								
(c)	Central Government /state								
(d)	Venture Capital funds								
(e)	Insurance Companies								
(f)	Foreign Institutional Investors								
(g)	Any Other(specify)								
	<b>Sub-Total (B)(1)</b>								
2	<b>Non Institutions</b>								
(a)	Bodies Corporate								
	<b>Individuals</b> i) Individual Share- holders holding nominal share capital up to Rs. 1 lakh								
(b)	ii) Individual Share-holders holding nominal share capital in excess of Rs.1 lakh								
(c)	Qualified Foreign Investor								
(d)	Any Other (specify)								
	<b>Sub-Total (B)(2)</b>								
	Total Public Share- holding								
	<b>(B)=(B)(1)+(B)(2)</b>								
	<b>Sub-Total(A+B)</b>								
	Shares held by Cust-dians & against which Depository Receipts have been issued								
(c)	<b>Grand Total (A)+(B)+(C)</b>								
Place:	Bangalore								
Date	08-Oct-13								



A handwritten signature in black ink, consisting of a stylized 'H' or similar character.